



UPPER TRANSVERSE GRAFT 1/8" H x 7/8" W x 10-7/8" L



SOUND HOLE BRACE 3/8" H x 5/16" W x 3-3/4" L



UPPER FACE BOUT 5/8" H x 1/2" W x 11-3/4" L

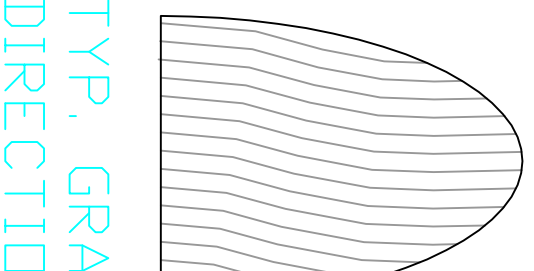


LOWER FACE BOUT 1/2" H x 1/4" W x 11-1/4" L



CROSS BRACES 3/4" H x 5/16" W x 18" L

# SOUND BOARD BRACES



TYP. GRAIN DIRECTION